




Beechcroft Computing Journey

This Computing Journey is to show the key skills that we expect children to be able to do by the end of each year group. This should be used alongside the Computing curriculum which contains further key vocabulary and assessment details.

	Foundation	Year 1	Year 2
mouse 	<p>I can navigate the cursor around the screen.</p> <p>I am beginning to use the left mouse button to select what I want to use.</p>	<p>I can use the left mouse button to select what I want to use.</p> <p>I can double click to open what I want to use.</p> <p>I am beginning to use the right mouse button</p>	<p>I am beginning to use the scroll wheel.</p> <p>I can use the right mouse button.</p>
	<p>I can turn the monitor on and off.</p>	<p>I can start up a pc and login.</p> <p>I can shutdown a pc.</p> <p>I am beginning to navigate the server to save/retrieve my own work.</p> <p>I am beginning to switch user on a locked PC.</p>	<p>I can navigate the server to save/retrieve my own work.</p> <p>I can navigate between programmes using the taskbar.</p> <p>I can switch user on a locked PC.</p>
Words that I need to understand. (Key vocabulary)	monitor keyboard mouse click button	double click cursor icon shut down load/retrieve internet login start up folder save open	scroll wheel server send/receive spell check email taskbar
typing 	<p>I can type my first name.</p>	<p>I can type capital letters using the shift key.</p> <p>I can use the backspace and delete key.</p>	<p>I am beginning to use both hands to type.</p> <p>I can use the shift key to type secondary characters. e.g. brackets</p>